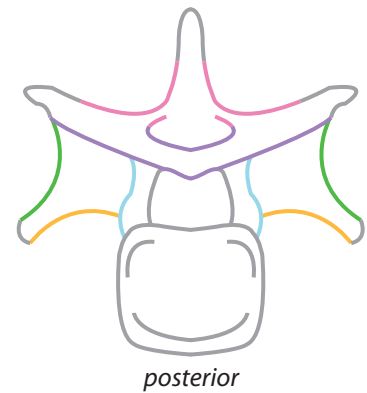
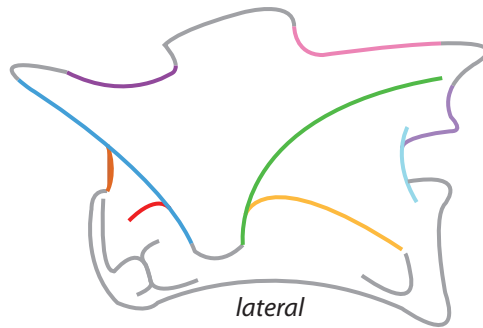
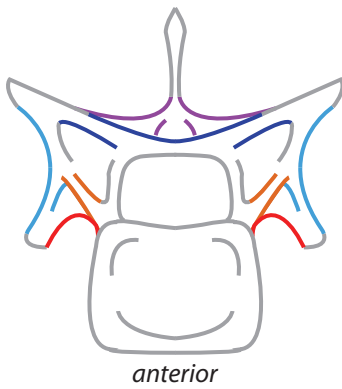


## Laminae



prdl  
prezygodiapophyseal

acdl  
anterior centrodiapophyseal

cpri  
centroprezygapophyseal

spri  
spinoprezygapophyseal

tpri  
intraprezygapophyseal

podl  
postzygodiapophyseal

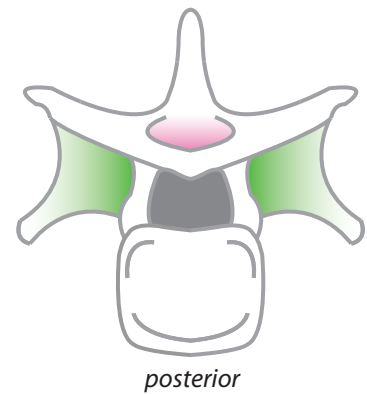
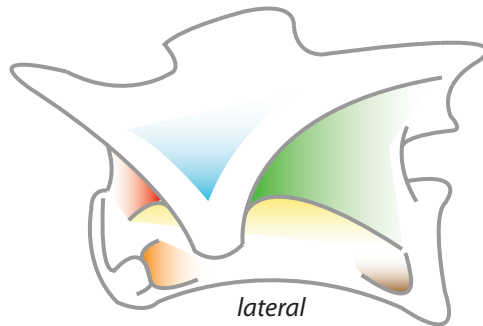
pcdl  
posterior centrodiapophyseal

cpol  
centropostzygapophyseal

spol  
spinopostzygapophyseal

tpol  
intrapostzygapophyseal

## Fossae



ap  
anterior pleurocoel

prcdf  
prezygocentrodiapophyseal

sprf  
spinoprezygapophyseal

sdf  
spinodiapophyseal

cprf  
centroprezygapophyseal

pp  
posterior pleurocoel

pocdf  
postzygocentrodiapophyseal

spof  
spinopostzygapophyseal

cdf  
centrodiapophyseal

nc  
neural canal

## Saurischian vertebral laminae and fossae

Generalized anterior cervical vertebra of *Dilophosaurus wetherilli*  
after Wilson, 1999; Wilson et al., 2011